

# Roseburg High School



## Band Handbook 2019-2020

**Mr. Hansen**  
Director of Bands

# Table Of Contents

Welcome Letter From Mrs. Weber	Page A
Welcome Letter From Mr. Hansen	Page B
RHS Instrumental Ensembles	Page 3
RHS Band Department General Policies	Page 5
Absence Policy	
Grading for RHS Band Classes	
Minimum Grade Requirement	
Events Schedule	Page 9
2019 – 2020 RHS Band Schedule	
RHS Bands Logos	
The Roseburg Marching Ensemble (RME)	Page 11
Components Of A Marching Show	
RME General Rules	Page 12
What Mr. Hansen Expects Of Students	
What Students Can Expect Of Mr. Hansen	
RHS Faculty And RME Staff	Page 14
RME Band Camp Schedule	Page 15
What To Bring To Band Camp	
Friday Night Game-Day Schedule	
Fall RME Rehearsal Schedule	Page 17
Fall Rehearsal Dates	
Can I Participate In Sports And Marching Band?	
Additional Roseburg Marching Ensemble Obligations	
General RME Information	Page 19
Student Leader Responsibilities	
Uniform Care And Etiquette	
RME Traditions	
You Are Important ... Very Important	
Financial Obligations	
Local Music Stores	
Band Letter Application	Page 23
Band Parent Organization (BPO)	Page 25
Charms Information Page	Page 26
Handbook Acknowledgement Form	Page 27



# RHS Instrumental Ensembles

## Roseburg Marching Ensemble:

The Roseburg Marching Ensemble (RME) is comprised of wind, percussion, and colorguard performers from grades 8-12. RME has the most public performances of all RHS bands. They perform at every home football game, all home basketball games and travel to two or three marching band competitions each year. Musicians who do not play instruments appropriate for marching band (oboe, bassoon, strings, etc.) can still participate!

## Basketball Pep Band:

Members of the Roseburg Marching Ensemble perform at home Boys and Girls basketball games. Each student only has to attend every other home game. More details will be given at the start of basketball season. All instrumental participants of the RME are expected to actively participate in Basketball Band as instructed by the director.

## Concert Band:

Concert Band is a non-auditioned performance ensemble, comprised largely of Freshman, that performs three to five times a year. This class is designed to help students new to high school transition into the band program. The class focuses on proper rehearsal etiquette and RHS band department expectations as well as the mechanics of tone production, balance, blend, and intonation. This class also covers some music theory and history.

## Symphonic Band:

Symphonic Band is a non-auditioned performance ensemble comprised of Sophomores, Juniors, and Seniors. While there is no audition to get into the ensemble, there will be a chair placement audition at the start of the school year. This ensemble performs three to five times a year. The class focuses on the mechanics of tone production, balance, blend, and intonation and covers some music theory and history.



## Wind Ensemble:

The Wind Ensemble is Roseburg High School's premier instrumental music ensemble. Members are typically Juniors and Seniors. All members must pass an audition with the director. This ensemble puts on the most concerts and participates in more festivals than any other concert ensemble.

## AM Jazz:

AM Jazz is RHS's non-auditioned Jazz Band class. Although students need to have at least two years prior experience on their instrument, they do not need to have any past jazz experience. This class

is open to all concert instruments including non-traditional jazz instruments (flute, clarinet, etc.) as well as rhythm section instruments (drums, piano, guitar, bass). This class meets zero period three times a week after marching season is over, which is usually around early November.



Jazz Ensemble:

Jazz Ensemble is RHS's top auditioned jazz group comprised of only traditional jazz band instruments (trumpet, trombone, saxophone, rhythm section). This ensemble performs regularly for the local community and also at various festivals.



Percussion Ensemble:

This is a performance-based group that practices and performs year round. During the first semester much time is spent rehearsing marching band literature. After marching season, the ensemble begins to study percussion literature that is more classical in nature. "Novelty" pieces using everything from buckets to balloons are also rehearsed. Percussion Ensemble members also participate in at least one other performance ensemble.



Orchestra Pit:

This is the instrumental ensemble that accompanies the singers on stage for our annual RHS musical. Instrumentation depends on the musical selected by the theater director, but typically woodwind, brass and string instruments are needed. Rehearsal and performance dates will be given as the musical approaches.



## RHS Band Department General Policies

- The music rooms should always be left in a neat, organized manner.
  - All instruments are to be kept in the instrument lockers. Music is to be kept in a folder and left in the locker or taken home for practice. Empty cases are stored in the lockers during band class to reduce clutter on the floor.
  - Percussion equipment should always be put away, covered, or set aside, and must be handled with care. Do *not* play percussion equipment unless you are enrolled in a class as a percussionist or have otherwise obtained permission from Mr. Hansen.
- Vandalizing instruments, equipment, and other school or student property will not be tolerated. Any offenders will be held financially responsible.
- Gum chewing, candy eating, food, beverages (except water), etc. are not permitted in the music rooms.
- Students are expected to come prepared and have all equipment at all rehearsals and performances (instrument, music, reeds, oils, mutes, pencils, sticks, mallets, rosin, etc.).
  - All reed players should have several spare reeds. Do not wait until you are using your last reed to purchase a new one.
  - Basic supplies are available at local music stores (see “Local Music Stores” section of handbook).
- Be in your seat (or spot) ready to begin on time.
- All talking and playing must stop immediately when Mr. Hansen steps onto the podium or in front of the group.
- Please do not talk or play when the director stops conducting to give instructions or explanations. I’ll pay attention when you are talking to me. I expect you to do the same.

### Absence Policy

- In case of an absolutely unavoidable absence, all students must fill out a “RHS Band Rehearsal/Performance Conflict Form” for *each* missed rehearsal. These forms are found in the band room.
- All “RHS Band Rehearsal/Performance Conflict Forms” must be turned in to the Director two weeks in advance.
- If a student misses a rehearsal or performance due to an emergency, the student should turn in a note of explanation immediately upon his/her return.
- As attendance is a large part of a student’s band grade, unexcused absences will have a negative impact on any student’s final grade. The first two unexcused absences from rehearsal will result in the lowering of a student’s grade by one full letter (10%). *Every unexcused absence after the initial two will result in another full letter grade lost.*
- Depending on how much new material was covered in rehearsal, even an *excused* absence from a **dress rehearsal** may prohibit someone from participating in the upcoming performance.
- Any unexcused absence from a performance or dress rehearsal (the rehearsal immediately before a game/concert/competition) results in a failing class grade.



## Grading For RHS Band Classes

### Marching Band:

Grading for Marching Band will be based upon the following:

Uniform Care	10%
Playing and Marching Exams:	20%
Participation in Rehearsals:	30%
Participation in Performances:	40%

To receive an “A” in Marching Band, students must attend all rehearsals and performances, pass all playing exams, take care of their uniform and always give their best effort during rehearsals.

**Uniform Care:** Students start with 50 points at the beginning of the season. Every time they do not properly care for their uniform (leave their bag out rather than hanging it back on the rack, don't fold and hang their uniform up properly after using it, ruin a portion of their uniform when engaging in inappropriate behavior (eating, running, roughhousing, smoking, etc.), putting muddy shoes in their uniform bag, etc.) points are removed from their starting total in accordance with the severity of the infraction (larger damages or second and third instances of smaller infractions = more points lost).

As attendance is a large part of a student's band grade, unexcused absences will have a negative impact on any student's final grade. The first two unexcused absences from rehearsal will result in the lowering of a student's grade by one full letter (10%). *Every unexcused absence after the initial two will result in another full letter grade lost.*

Any unexcused absence from a performance or dress rehearsal (the rehearsal immediately before a game/concert/competition) may result in a failing class grade.

### Percussion Ensemble / AM Jazz / Jazz Ensemble:

Grading for both Percussion Ensemble, Jazz Ensemble, and AM Jazz will be based upon the following:

Playing Exams:	20%
Participation in Rehearsals:	30%
Participation in Performances:	50%

Like in Marching Band, if students wish to earn an “A” in either Percussion Ensemble, AM Jazz, or Jazz Ensemble, they must pass all playing exams and give their best effort during all rehearsals.

As attendance is a large part of a student's band grade, unexcused absences will have a negative impact on any student's final grade. The first two unexcused absences from rehearsal will result in the lowering of a student's grade by one full letter (10%). *Every unexcused absence after the initial two will result in another full letter grade lost.*

Any unexcused absence from a performance or dress rehearsal (the rehearsal immediately before a concert/competition) results in a failing class grade.

## Concert Band / Symphonic Band / Wind Ensemble:

To receive a “B” in any of the RHS concert ensembles students must complete the following:

- Attend all performances. These are our final exams.
- Attendance is a must in a performance-based class. Credit denial may occur if absences become an issue. If an absence problem arises, parents will be informed immediately, and the student will be placed on an attendance contract. If the student does not uphold their end of the contract, that student may be removed from class and denied course credit.
- Behave in a mature, professional, positive, and cooperative manner in class. You will receive an “attitude and effort” grade every week.
- Have all necessary equipment at all times. This includes bringing the following: instrument, reeds, pencils, music, mallets, etc...
- Pass all required tests and assignments with a “B” or better.
- Attend sectionals when scheduled.
- Practice. Know your part!
- Be on time to classes. Although one tardy does not prevent you from receiving a “B” in class, tardies do have a negative effect on your “attitude and effort” grade. Please be on time. Mr. Hansen will miss you if you’re not.


You may raise your grade to an “A” by doing an appropriate number of the items listed below for each semester. For example: if you are in Concert Band, you must complete two items for semester one in order to get an “A,” and you must complete two more items for semester two in order to get an “A.” Each student will have a “raise-your-grade” folder in the band room and will be responsible for putting the below items into their folder:

Wind Ensemble	Members need <u>3</u> points to receive an “A”
Symphonic Band	Members need <u>3</u> points to receive an “A”
Concert Band	Members need <u>2</u> points to receive an “A”

- Be selected and perform at **State Solo** Contest (2nd Semester). 2 Point(s)
- Take **private lessons** on a weekly basis on your regular band instrument or piano. A signed report from your private teacher is required at the end of each grading period. 1 Point(s)
- Participate in **District Solo and Ensemble** Contest (2nd Semester). 1 Point(s)
- **Audition** for All-State, WIBC, or All-Northwest Honor Bands (1st Semester). 1 Point(s)
- Play in an **extracurricular ensemble** that meets on a regular basis (examples: Church Choir, Community Band or String Ensemble, etc.). 1 Point(s)
- **Practice!!!** Practice for 3 hours a week all semester and turn in a practice card signed by a parent at the end of each grading period. 1 Point(s)
- **Attend 3 concerts** that you are not performing in. Turn in the programs with parent signatures. Acceptable concerts may include high school or middle school choir concerts, band concerts, UCC performances, etc. 1 Point(s)
- Complete a **special writing assignment**. This should be between 2-3 double-spaced pages. If you have a topic idea of your own, please clear it with Mr. Hansen first. If you are at a loss of ideas and don’t know what to research, come ask Mr. Hansen. He’ll give you all sorts of exciting topics to look into—like the history of Magadizing, or the origins of the term Bisbigliando. The possibilities are endless! 1 Point(s)
- Complete a **special listening assignment**. In this assignment you listen to recordings of an outstanding performer on your instrument and write a one-page description of what you liked about their performance and sound. Make sure to include the soloist’s name and names of the recordings in your paper. Don’t forget to check out the Band CD Library for ideas. 1 Point(s)
- Perform with the band at **4 extra basketball games** that aren’t required. 1 Point(s)
- **Teach private lessons** to someone. If you need help setting this up, please talk to Mr. Hansen. Both middle schools would be happy to have your help. 1 Point(s)



- Participate in **Marching Band** (if not already required by your ensemble) 1 Point(s)
- Serve as **Band Assistant**. This requires at least 4 hours of work by the end of the term. Most students end up helping in the music library or with other office tasks. Come see Mr. Hansen for more details. You may earn more points by volunteering more time. This is a great option for all students, but especially those interested in pursuing music education (a fine line of work indeed!) 1 Point(s)
- Participate in **another RHS performing arts class** (choir, drama, a 2<sup>nd</sup> band). 1 Point(s)
- If you have any **other ideas**, please discuss them with Mr. Hansen. ? Point(s)



As attendance is a large part of a student's band grade, unexcused absences will have a negative impact on any student's final grade. The first two unexcused absences from rehearsal will result in the lowering of a student's grade by one full letter (10%). *Every unexcused absence after the initial two will result in another full letter grade lost.*

Any unexcused absence from a performance or dress rehearsal (the rehearsal immediately before a concert/competition) results in a failing class grade.

Note: Students that are in multiple ensembles only need to earn points for the 'highest' class. For example, if a student is in both Wind Ensemble and Symphonic Band and they earn 3 points for Wind Ensemble, they will automatically receive an "A" in Symphonic Band, as long as they meet other class expectations (work ethic, behavior, practice, etc.) in both bands.

### Minimum Grade Requirement

Just like any other sport or activity (football, cheerleading, tennis, track, choir, etc.), students in band must maintain their grades. Students who allow their grades to "slip" will lose the privilege of performing in band competitions (they can still be in band class and "home" concerts, just not the competitions). Below is a summary of the grade requirements by the OSAA (Oregon School Activities Association). Anybody not meeting these requirements cannot participate in any competitions for the current AND FOLLOWING term:

- Students must be enrolled full time (**minimum of five classes per semester**)
- Participating band members have **to pass** at least five classes per semester.
- Students must be enrolled in at least one band or percussion class. This excludes colorguard members.



OSAA might change these rules during the year, but Mr. Hansen will keep you posted with any changes. The easiest thing to do is just work hard in band AND your academic classes so there isn't any chance of you having to miss one of our fun competitions.



## Events Schedule

We have several performances and special events scheduled for the year. Below is a list of all *known* performances and events as well as which ensemble(s) are involved. Please mark all of these in your calendar right away. If you have any conflicts that you know about, please talk to Mr. Hansen ASAP. This calendar is subject to change and may have events added to it or removed from it throughout the year. You are expected to attend all events listed for your specific ensemble(s).

### Marching and Concert Festivals:

In addition to home athletic events and formal concerts, many of our ensembles participate in competitive festivals. These festivals most often include some form of travel and are an outstanding chance to hear other groups perform and to receive instruction from top music clinicians. Below you can see all of the currently scheduled concerts and festivals for all the RHS ensembles.

### 2019 – 2020 RHS Band Schedule

(More TBA, highlighted dates in particular may change)

?, ?, ?	RME Percussion and Colorguard Training Days	Some RME	
8/5 (Monday)	7:00 pm	Band Camp Orientation	New Members
8/5 – 6		RME Leader Training Retreat @ RHS	Individuals
8/6 – 10		Douglas County Fair Pepsi Booth Fundraiser	RME
8/7			
8/8 (Thursday)		Band Camp Begins for Percussion and Colorguard	RME
8/12 (Monday)		Band Camp Begins for all NEW Winds Members	RME
8/13 (Tuesday)		Band Camp Begins for all RETURNING Winds	RME
8/20 (Tuesday)		Discount Card Pre-Sale Begins	RME
8/28 (Wednesday)	BBQ 6:00 / Show 7:30	Golden Arrow	RME
9/6 (Friday)	Call 5:00 / Kick 7:00	Football vs. Mountain View	RME
9/7 (Saturday)		Discount Card Blitz Fundraiser	RME
9/10 (Tuesday)	7:00 pm	First BPO Meeting	Band Parents
9/13 (Friday)	Call 5:00 / Kick 7:00	Football vs. McMinnville	RME
9/27 (Friday)	Call 5:00 / Kick 7:00	Football vs. Bend	RME
9/28 (Saturday)	All Day	PCI Competition @ Sprague	RME
10/1 (Tuesday)	By 3:30 pm	All-State Auditions Due	Individuals
10/11 (Friday)	Call 5:00 / Kick 7:00	Football vs. S. Medford	RME
10/11 (Friday)	10:00 am	Band Poster Delivery Day! #1	All Bands
10/12 (Saturday)	All Day	PNW Comp. @ Grants Pass	RME
10/22 (Tuesday)	All Day	RME Leaders to Middle Schools	Individuals
10/22 (Tuesday)	Call 5:30 / Start 6:00	Logger's Fundraiser	Jazz Ensemble
10/25 (Friday)	Call 5:30 / Kick 7:00	8 <sup>th</sup> Grade Night	RME
10/25 (Friday)	Call 5:00 / Kick 7:00	Football vs. Sheldon	RME
11/2 – 3	All Day (overnight)	Championships @ UofO	RME
11/4 (Monday)	Call 5:30 / Start 7:00	Platinum Arrow	RME
11/6 (Wednesday)	All Day	North Medford Jazz Festival	Jazz Ensemble
11/8 (Friday)	10:00 am	Band Poster Delivery Day! #2	All Bands
11/8 (Friday)	5:00 pm	Veteran's Day Parade Practice	RME
11/11 (Monday)	Call 8:00 am	Veteran's Day Parade	RME
11/14-16 & 11/21-23	Call 6:00 / Start 7:00	Musical Performances	Individuals
11/18 (Monday)	5:30 Kids / 6:30 Parents	Marching Band Awards Dessert	RME
11/20 (Wednesday)	All Day	Windapalooza	Wind Ensemble
12/5 (Thursday)	Call 5:30 / Start 6:00	Logger's Fundraiser	Jazz Ensemble
12/7 (Saturday)	All Day	Wind Ensemble Retreat	Wind Ensemble
12/12 (Thursday)	5:00 – 7:00	Instrument Step Up Night	All Bands
12/13 – 14	All Night	Play-A-Thon (optional)	All Bands
12/18 (Wednesday)	Call 5:30 / Start 7:00	Winter Band Concert	All Bands
12/19 (Thursday)	Call TBD	Star Wars IX Movie Night	All Bands
1/11 – 12		Southern Oregon Honor Band @ Ashland (SOU)	Individuals

1/13 (Monday)	Call 6:00 / Start 7:00	Combined Jazz Concert	Jazz Ensemble
1/17 – 19	All-State Honor Bands @ Eugene		Individuals
1/25 (Saturday)	Call TBD	Oregon Jazz Festival	Jazz Ensemble
2/1 (Saturday)	Call TBD	SOU Percussion Festival	Perc. Ensemble
2/6 (Thursday)	6:00 pm	Band Bingo Fundraiser	All Bands
2/22 (Saturday)	8:00 am	Applebee's Flapjack Fundraiser	All Bands
3/3 (Tuesday)	All Day	Roseburg Band Invitational	All Bands
3/5 (Thursday)	Call 6:30 / Start 7:00	Solo and Ensemble Night	Individuals
3/7 (Saturday)	All Day	Solo & Ensemble @ Ashland	Individuals
3/9 or 3/10	Time TBD	OSU Festival @ Corvallis	Wind Ensemble
3/12 (Thursday)	Call 5:30 / Start 6:00	Logger's Fundraiser	Jazz Ensemble
3/13 (Friday)	All Day	League Festival in Eugene	WE and SB
3/19 (Thursday)	Call 6:00 / Start 7:00	Spring Concert	All Bands
4/1 – 5	All Days	Anaheim Tour	WE, JE, Others
4/9 (Thursday)	TBA	Middle School Visit	Wind Ensemble
4/9 (Thursday)	Call 5:30 / Start 7:00	Joint Middle School Concert	Wind Ensemble
4/15 (Wednesday)	All Day	District 10 Festival	TBD
4/13 (Monday)	7:00	RHS Bands New Family Night	MS Parents
4/17 – 18	All Day	Pleasant Hill Jazz Tour	Jazz Ensemble
4/20 (Wednesday)	TBA	Artlandia	All Bands
4/20 – 24	Section Leader and Drum Major Interviews		Individuals
4/21 or 22 (TBA)	All Day	Percussion Festival @ Corvallis	Perc. Ensemble
4/27 – 5/1	Jazz Ensemble Auditions		Individuals
5/1 (Friday)	All Day	State Ensemble Competition	Individuals
5/2 (Saturday)	All Day	State Solo Competition	Individuals
5/4 – 15	Symphonic Ensemble Auditions		All Bands
5/9 (Saturday)	All Day	Wind Ensemble Retreat	Wind Ensemble
5/11 (Monday)	Call TBD / Start 7:00	Evening of Excellence	TBA
5/14 (Thursday)	Call 5:30 / Start 6:00	Logger's Fundraiser	Jazz Ensemble
5/16 (Saturday)	All Day	State Band Festival @ OSU	Wind Ensemble
5/19 (Tuesday)	Call 6:00 / Start 7:00	Percussion and Jazz Night	Perc./JE/JC
5/28 (Thursday)	Call 5:30 / Start 7:00	Final Concert	All Bands
5/30 (Saturday)	All Day	State Jazz Contest	Jazz Ensemble
6/1 (Monday)	7:00 pm	Band Awards Night	All Bands
6/? (Tuesday)	7:00 pm	Fremont Final Concert	RME
6/? (Thursday)	7:00 pm	JoLane Final Concert	RME
6/6 (Saturday)	Call 9:30 / Start 11:00	RHS Graduation	All Bands
6/9 (Tuesday)	6:00 pm	Senior Shin Dig	Band Seniors

## RHS Band Logos

Below are the Roseburg High School Band Logos. You will see these on letterheads, programs, our website, and many other things. Anything having to do with the general RHS band program will have these logos somewhere!



# The Roseburg Marching Ensemble (RME)

## Components Of A Marching Show

### Music:

The music for our half-time show is chosen to be exciting, audience pleasing, challenging, and fun! Come performance time, all half-time music must be memorized. Through music rehearsals and sectionals, it is expected that you will perform at your very highest level. The music is challenging, but we will help you be successful!

### Colorguard Routine:

Like the wind and percussion music, colorguard routines must be memorized. Next to the ensemble's drill, the colorguard produces the most visually exciting part of a show. The colorguard's routines are specifically designed to enhance each individual show.

### Drill:

The drill is the series of formations on the field. The visual look of a show is just as important as the music. Each member is given a unique coordinate sheet that tells you exactly where to march at any given point in the music. When everybody moves exactly when and where they are supposed to, clear patterns can be seen by the audience members.

Memorizing drill can be difficult. For this reason, RME members use the following techniques to help with learning drill:

**Mark-in-Music:** It is extremely helpful to write your general movements in your half-time music. For example: if you are supposed to mark time for 16 counts at measure 36, then go to your music and write "mark time" or "MT" above measure 36. If you are supposed to slide to the left, write that. This is very helpful and allows you to memorize drill while practicing your music.

**Practice with Feet:** Once you have marked your drill movements in your music (as mentioned above), it is a great idea to practice your music while moving your feet. For example: practice standing up. As you are playing through your music, once you reach a point in the drill where you have to move forward, take a step forward and continue marching in place until you have to change directions or stop. Basically you are practicing marching by just taking your first directional step, but not actually going anywhere.

Mr. Hansen as well as your section leader(s) will be checking regularly to make sure you are getting all of the appropriate music memorized. Don't wait until the night before a home game to memorize your music. It simply doesn't work (Mr. Hansen has tried).

## RME General Rules

- Cooperate fully with all staff members and student leaders. Please trust their comments and remember they are trying to help you. If you have a serious concern regarding the actions of a student leader or staff member, please see Mr. Hansen.
- Do not chew gum, eat, or have beverages (water excluded) at rehearsals or performances. This includes percussion! Thank you!
- Band members must memorize music for the half-time show. During all other performances (performances in the stands, etc.), band members must carry a flip folder and lyre.
- Every band member is expected to have their coordinate sheets and/or notebooks with them at all rehearsals. This is true for the entire season (band camp and afterschool rehearsals alike).
- Performances from the stands are just as important as performances on the field. The same high standards that are displayed on the field are expected in the stands. **Students must always have their music in the stands!**
- Band members will be given an assigned seat in the stadium. No non-band members may sit in the band block.
- Always wear appropriate rehearsal clothing: comfortable clothing that allows movement and “sneakers.” Do not wear sandals, flip-flops, boots, or jeans. This would be a bad idea! (Mr. Hansen has tried this too).
- Do not wear any extra visible accessories when in uniform (no earrings, bracelets, sunglasses, wrist watches, etc.). Makeup is also not allowed when in uniform.
- In extremely cold weather, warm gloves, scarves, ear muffs, etc. may be advisable and permissible. However, any of these accessories must be orange or black, and may only be worn in the stands or during rehearsals.





## What Mr. Hansen Expects Of Students

Being a part of the RME comes with a lot of responsibility. We are counting on you to always come prepared, be on time, and to always give your best effort. Here are nine specific things you can do to make RME more successful:

- 1) Be early to everything
- 2) Listen a lot more than you speak
- 3) Be the first one to learn your drill, music, etc.
- 4) Make the group more important than the individual
- 5) Learn to love working hard
- 6) Give respect if you expect to receive it
- 7) Give other band members positive comments
- 8) Ask questions if you have them
- 9) Have a positive attitude and enjoy yourself!



## What Students Can Expect of Mr. Hansen

I take my job as your band director very seriously. It is my desire to help you have as educational and fun an experience with the RHS Bands as possible. Everything I do for you is with this purpose in mind. Below are nine things you can expect from me. I will:

- 1) Be early to everything
- 2) Listen to your concerns and weigh them fairly
- 3) Have my scores studied well in advance
- 4) Make your musical needs more important than my own
- 5) Always work hard for you
- 6) Give you the respect that I expect to receive
- 7) Highlight the things you are doing great at!
- 8) Answer all your questions as best as I can
- 9) Have a positive attitude and enjoy myself!

# RHS Faculty And RME Staff

## RHS Faculty

Mr. Cordon	Superintendent	jcordon@roseburg.k12.or.us
Mrs. Weber	RHS Principal	jweber@roseburg.k12.or.us
Mr. Eckman	Arts Chair	neckman@roseburg.k12.or.us
Ms. Cherry	RHS Choirs	jcherry@roseburg.k12.or.us

## RME Staff / Student Leadership

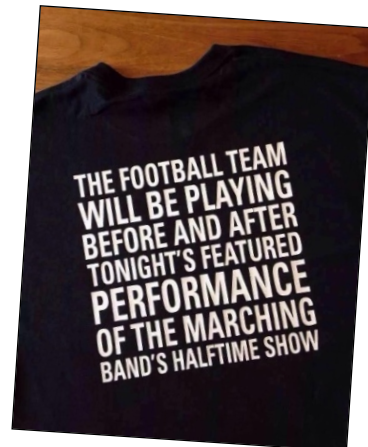
Mr. Hansen	Director of Bands	bhansen@roseburg.k12.or.us (541) 440-4142
------------	-------------------	--

Zak Stillwell	Drill Designer	Derek Fish	Brass
Cooper Ottum	Composer	Cody Kiesling	Brass
Alan Keown	Drumline Parts	Trevor Thompson	Brass
Chris Whyte	"Pit" Parts	Alan Wood	Brass
Megan Hansen	Marching Tech.	Davis Weiss	Drumline
Maria Rivera	Marching Tech.	Wesley Becherer	Drumline
Westie Adams	Marching Tech.	Whitney Gasner	Pit Instructor
Declan Whitworth	Marching Tech	Emily Walker	Pit Instructor
Stephanie Hanseon	Woodwind	Ella Smith	Pit Instructor
Eric Qian	Woodwind	Jen Freeman	Colorguard
Karalyn Soffer	Woodwind	Sydney Hruda	Colorguard
Matt Hill	Brass	Erin Mendelson	Choreographer

---

Lydia Griffin	Drum Major
Katie Jakubos	Drum Major
Ethan Winn	Drum Major

Annika Kloepper	Flutes	Kai Castle	Pit
Karina Winn	Flutes	Peyton Manning	Colorguard
Naveah Arteaga	Clarinets	Camryn Linsay-Acord	Colorguard
Kaylin Cooper	Clarinets		
Regina Garrison	Alto Saxes		
Enrique Molina-Sanchez	Alto Saxes		
Elizz Sandoval	Tenor Saxes		
Cadence Hoque	Trumpets		
Gideon Sensabaugh	Trumpets		
Eira Rogers	Mellophone		
Caleb Reid	Low Brass		
Ethan Pariani	Low Brass		
Bryce Thomason	Low Brass		
Elaina Harris	Low Brass		
Sam Eggers	Drumline		
Micah Nichols	Pit		



# RME Band Camp & Registration Schedule

Fall 2019

## Band Check in and Registration *(Note: Registration occurs in the RHS Band Room)*

All students need to complete the check in process. During this time students will be fitted for uniforms, check out school instruments, pick a band locker, etc. Please allow 2 hours for this process. It should take less time than this however. If at all possible, students should arrive during the assigned time slots below.

### Tuesday, August 6

6:00 p.m. – 7:00 / Section Leaders

7:00 p.m. – 8:30 / All Seniors

### Friday, August 9

1:00 p.m. – 2:30 / All Percussion and Colorguard

2:30 p.m. – 4:00 / Juniors Last Name A-M

4:00 p.m. – 5:30 / Juniors Last Name N-Z

5:30 p.m. – 7:00 / Sophomores Last Name A-J

7:00 p.m. – 8:30 / Sophomores Last Name K-Z

### Saturday, August 10

10:00 a.m. – 12:00 / Freshman Last Name A-D

12:00 p.m. – 2:00 / Freshman Last Name E-L

2:00 p.m. – 4:30 / Freshman Last Name M-Z & all 8th graders

## Band Camp *(Note: All activities take place at Fremont Middle School unless otherwise indicated)*

**Monday, August 5, 7:00pm / Marching Band Camp Orientation** for new families in RHS Cafeteria.

8:00 a.m. - 12:00 p.m.

1:00 p.m. - 5:30 p.m.

### **Thursday, August 8**

Drumline, Colorguard, Pit Rehearse at Roseburg High School

Drumline, Colorguard, Pit Rehearse at Roseburg High School

8:00 a.m. - 12:00 p.m.

12:00 p.m. – 1:45 p.m.

1:00 p.m. – 2:00 p.m.

1:45 p.m. – 2:30 p.m.

### **Friday, August 9**

Drumline, Colorguard, Pit Rehearse at Roseburg High School

Move Equipment to middle school rehearsal site

Colorguard Register for Camp (see above)

Percussion Register for Camp (see above)

8:00 a.m. - 12:00 p.m.

1:00 p.m. - 5:30 p.m.

### **Monday, August 12**

Drumline, Colorguard, Pit, and **New Marchers** Rehearse

Drumline, Colorguard, Pit, and **New Marchers** Rehearse

### **Tuesday, August 13**

#### **Returners Join, First Day With FULL Band**

8:00 a.m. - 5:30 p.m.

Full day of Camp \*

### **Wednesday through Friday, August 14 – 16**

8:00 a.m. - 5:30 p.m.

Full day of Camp \*

### **Monday through Thursday, August 19 – 22**

8:00 a.m. - 5:30 p.m.

Full day of Camp \*

### **Friday, August 23 / LAST DAY OF CAMP**

8:00 a.m. – 10:00 a.m.

10:00 a.m. – 11:00 a.m.

12:00 p.m. – 2:00 p.m.

2:00 p.m. – 3:30 p.m.

3:30 p.m.

Marching Rehearsal (on field)

Music Rehearsal (in band room)

Final Activity (TBA)

Clean middle school

Camp Ends

#### **\* Schedule for a Full Day of camp**

8:00 – 12:00 / Practice on Field

12:00 – 1:00 / Lunch

1:00 – 2:00 / Marching Rehearsal (on field)

2:00 – 3:00 / Brass Music, WW Marching

3:00 – 4:00 / WW Music, Brass Marching

4:00 – 5:30 / Full Music Rehearsal

**Week of August 26 – August 30 / Regular evening practices**

**September 6 First home football game!**

< **“Golden Arrow” performance/BBQ for family and friends: Wednesday, 8/28/19 – 6:00pm** >

< **Discount Card Fundraiser for students: Date 9/7/19** >

## What To Bring To Band Camp

Here are a few things you want to make sure that you have with you at every session of Band Camp:

- Tennis-Shoes (“sneakers”): Sandals and flip-flops are **not allowed**. Heavy combat boots and/or heeled shoes would also be a bad idea!
- All your Music and your Drill Notebook (if applicable)
- Coordinate Sheets and FMOG
- Pencil
- Lyre, Flip Folio, and Windows
- Water Bottle and LOTS of Water!
- Lunch is NOT provided. Students will need to pack a lunch or travel off-campus.
- Sunscreen
- Weather Appropriate Clothing (please plan ahead, if the weather looks questionable, come prepared)
- A great attitude and work ethic!

In general, it is critical that you know your body’s limits. Make sure that you are taking care of yourself. Marching Band is hard work. In order to have the best possible time, you have to make sure that you are getting enough sleep, water, food, and plenty of sunscreen!

## Friday Night Game Day Schedule

Although each home football game is different, below is what a typical game day schedule looks like:

- |  |            |
|--|------------|
| · Arrive at the band room and change into uniform. | 5:00 p.m.  |
| · Begin warm-ups on time.                          | 5:30 p.m.  |
| · Head to Quad for marching warm up.               | 6:20 p.m.  |
| · Form parade lines, march to field                | 6:40 p.m.  |
| · Pregame performance                              | 6:45 p.m.  |
| · Kick-Off!  | 7:00 p.m.  |
| · Approx. end time                                 | 9:45 p.m.  |
| · Students ready for pick up                       | 10:30 p.m. |





## Fall RME Rehearsal Schedule

After band camp, RME continues to rehearse during and after school in order to prepare for Friday football games and competitions. Music rehearsals will occur during normal band classes during the school day while marching rehearsals happen on Roseburg High School's Finlay Field every week.

The RHS field is shared by several campus organizations. For this reason, we are only given two or three rehearsal slots each week and it is expected that each RME member attend every rehearsal. Exceptions will only be made in extreme circumstances. (Please see **page 5** for more information on excused and unexcused absences).

Please arrive in time to be ready to *play* at the specified start time. Arriving at the band room at the start time will make a student late, as they will still need to get out their instrument and walk to the rehearsal area. **Remember, to be early is to be on time, to be on time is to be late, and to be late is unacceptable!** Note also that every effort will be made to release students from rehearsal at the specified ending time. However, similar to the start of every rehearsal, students will still need time to return to the band room and put away instruments. Therefore, students will not necessarily be ready to leave exactly at the given end time.

Also, throughout marching season, each section will be required to participate in sectionals. These practices will be scheduled as a section however, and should accommodate everyone's schedules. Therefore, there shouldn't be any conflicts participating in sectional practices. More information will be given regarding sectionals throughout the school year.

### Fall Rehearsal Dates

(Subject to Change)

Fall Rehearsal Schedule TBA

## Can I Participate In Sports And Marching Band?

**YES!!!** We at RHS want all of our students to participate in as many activities as possible. For this reason, any students who participate in school sports (including football or basketball) may still be involved in the band program. Come see Mr. Hansen to discuss special arrangements. Don't think that we don't want you involved. Mr. Hansen will do everything he can to help you participate in as many activities as possible (what a great guy!).

## Additional Roseburg Marching Ensemble Obligations

### Play-Off Games:

If our Football or Basketball teams make it far enough through the tournaments, our students will be expected to perform at any home play-off games. The RME might even travel to some away games depending on how the team fares. More information will be made available as the end of each season approaches.

### Veteran's Day Parade:

Each year the RME performs in the Roseburg Veteran's Day Parade on November 11. This is a great opportunity for our talented band to be visible in the local community and support an important event outside of the RHS Campus. We have only one rehearsal before the parade. The schedule for the parade practice and the parade itself are found elsewhere in this handbook.

### Other "Gigs":

The RME is sometimes contacted to perform at other events in the community. As opportunities arise, we may perform at other events not initially on the schedule. These are rare and Mr. Hansen will do his best to communicate these as far in advance as possible. Some examples of other "gigs" that have come up for the RME include: recording commercials, performing at the half shell, and more!



# General RME Information

## Student Leader Responsibilities

### Drum Major(s):


The Drum Major(s) take charge of stretching and marching fundamentals, as well as discipline and spirit. The Drum Major(s) act as field assistants during rehearsals by helping correct individual errors and style problems. They conduct the marching band during performances and also run some marching rehearsals. Students are selected as Drum Majors by their peers (though Mr. Hansen gets 51% of the vote). They have proven themselves to be outstanding musicians and have demonstrated strong leadership, conducting, and marching skills.

### Section Leaders:

Section Leaders are responsible for the musical and marching performance of their section and are often asked to clean drill and run sectionals. Section Leaders are selected by the director based on musical achievement, demonstrated leadership, marching ability, etc. Weekly section leader meetings are held to discuss charts, marching, and musical matters.

### Field Technicians:

Field Technicians assist the Section Leaders. They are responsible for helping to clean drill on the field and will often take small groups to run music sectionals. Field Techs are involved in the same leadership meetings as section leaders.





## Uniform Care And Etiquette

Even though uniforms stay in the band room between performances, each band member is expected to take good care of the uniform and his or her appearance while in uniform. Please follow these simple directions to ensure your uniform always looks good, and that, in turn, you always look your best on game day:

- Marching Band uniforms should be kept clean and neat at all times. Uniform inspections are conducted before each performance.
- Absolutely NO EATING OR DRINKING ANYTHING EXCEPT WATER when in uniform.
- When in uniform: no jewelry, makeup, vaping, smoking, swearing, or running is allowed.
- Under your uniform you may wear T-shirts and athletic shorts. Underarmour is also acceptable. You **may not** wear tank-tops, cargo shorts, or jeans under your uniform.
- Always wear deodorant.
- Always hang your uniform after a performance. DO NOT let it sit in a wrinkled pile on the floor. Your section leader will notice right away if this has happened!
- If your uniform is wet, take the uniform out of the garment bag and hang the garment bag on the hanger with the uniform.
- You will not be allowed to leave until a staff member or section leader checks that you have properly hung your uniform.
- Shoes are to be kept clean at all times. Only approved marching shoes are to be worn. Shoes are ordered at band camp registration and paid for through your ASB account in the school's front office. All new marchers are expected to purchase shoes.



- Gloves are a part of the uniform and must also stay clean. Woodwind players, if instructed by their Section Leader(s), may cut the tips of the fingers for playing ease. No nail polish! You will be issued one pair of gloves. Replacements for lost gloves will be issued at \$2.00 per pair.
- Remember that when you have your uniform or any other RME/RHS Band attire on, you represent Roseburg, RHS, RME, and most importantly, yourself. Always exercise common sense and good judgment in your choice of language and behavior. If you are unclear as to what may or may not be appropriate, come see Mr. Hansen. He would be more than happy to explain this thoroughly.
- A RME t-shirt will be provided to each student at no cost. This t-shirt is part of your RME uniform and must be worn under your marching uniform. It is also worn at various band functions and is often referred to as "Indian Casual". If the t-shirt is lost, there will be a \$10.00 charge for a replacement.
- Students are responsible for all damage to or loss of the uniform or parts of the uniform. Damages and/or loss will be charged to the student's ASB account with the school's front office.
- Rental / Cleaning fees will be charged to all Symphonic Band members and Male Wind Ensemble student's ASB accounts. The full price of the Wind Ensemble dress will be charged to the ASB accounts of the new female Wind Ensemble Students.



## RME Traditions

The Roseburg Marching Ensemble has a very long history. Because of this, several unique traditions have emerged over the years. Some of these traditions are listed below. The rest you'll just have to figure out by participating!

**Golden Arrow:** This usually occurs after band camp is concluded and includes a BBQ put on by the Band Parent Organization followed by a performance for friends and family of everything the band has learned so far. There are also individual and section competitions. Winners of both the individual and section events have their names added to a plaque in the band room and become the envy of all their fellow marchers!

**Impressions:** After every home game the band plays "The Impression That I Get." Don't ask why...we just do! Remember, it's tradition. It doesn't have to make sense!

**RHS Alma Mater:** After Impressions, the band plays the RHS alma mater. This is the last piece after games.

### You Are Important ... Very Important!

If for some reason you feel you need to withdraw from marching band please talk with Mr. Hansen immediately. You are an extremely valuable member of the ensemble. If you leave, difficulties are created for the entire band. If you drop marching band, you leave a hole in the drill and we lose your part in the music. RME's drill, music, and budget are all created to include you! If you have concerns about marching band, please see Mr. Hansen. We at RHS want you to hang in there and share the pride of doing a great job on the field!



## Financial Obligations

Putting together a competitive marching band is a big task that requires a lot of man power and, unfortunately, a budget that is unable to be supported solely by the school. In order to offset the costs and still create a quality experience for the students, we ask all families to pay a **\$85 marching band fee**. This fee covers the cost of instrument maintenance, travel fees, competition fees, band staff, and other necessary equipment. In addition, there is a **\$15 dry-cleaning fee** to keep uniforms clean. Lastly, first-year marchers are required to purchase a pair of marching shoes. These are usually priced around **\$35 dollars** but may vary slightly. As always, a financial obligation will never keep a student from participating; please contact Mr. Hansen if you have any concerns regarding this fee.

All marchers are **required to purchase their own instrument's lyre** for holding their music during rehearsals and performances from the stands. These usually cost around \$10. You can buy these at a local music store. If this is a serious financial hardship, please come and talk to Mr. Hansen.

You will be given a flip-folder and enough windows for all the marching literature. That's right given, in other words...free! It's even yours to keep after the marching season is over! **Remember, students must bring their music, folders, and lyres to every game.**

Note: Percussionists and Colorguard members DO NOT need to purchase instrument lyres.

Also Note: Flute, Trumpet, and Trombone lyres are a little different than most traditional metal lyres. Look below for pictures showing the RIGHT lyre choice. Any other kind of lyre is not going to work very well.

## Local Music Stores

There is one fine music stores in town. You can purchase cleaning materials, music, lyres, flip-folders, and more at this location:

Absolute Sound & Music: (541) 440-9525  
2210 NW Stewart Pkwy  
Roseburg, OR 97471

DEG Flute Lyre



DEG Trombone Lyre



BACH Trumpet Lyre



# Band Letter Application

Name: \_\_\_\_\_ Year in School: \_\_\_\_\_

Instrument(s): \_\_\_\_\_ Years in Marching Band: \_\_\_\_\_

*In order to receive a varsity letter in band, students must either have participated in marching band and basketball band for four years **or** have marched (basketball included) for two years and can demonstrate that they have earned at least **20 points** from the list below. Students must provide proof of participation where indicated. Participation in all RHS band activities will be verified by the band director before a letter is awarded.*

*After a student's first letter, he or she may acquire an additional letter in band by earning **10 additional points** from the list below. For additional letters you may only use events that have occurred since you earned your first letter – no double-dipping! No more than one letter will be awarded in any one year. No more than three letters will be given to any one band student over their entire high school career.*

**Note: if you have a negative balance in your BPO student account you are ineligible to receive a letter. Please discuss this situation with Mr. Hansen if applicable.**

Please indicate which of the following applies to you (**choose only one**):

- \_\_\_\_\_ I have participated in marching band and basketball band for 4 years as a high schooler and this is my first letter. *(note: no additional points are needed for this option.)*
- \_\_\_\_\_ I have participated in marching and basketball band for 2 years as a high schooler and have earned 20 points from the list below. This is my first letter.
- \_\_\_\_\_ I have already earned a band letter and have earned 10 additional points from the list below. This is **not** my first letter.

Please indicate how many total points (if any) you have earned for each item below:  
*(note: if choosing Option 1 above – There is no need to fill this section out.)*

\_\_\_\_\_ Enrollment in any band class for a semester (1 point per class per semester).  
Please list all ensembles (and which semesters) enrolled in:

\_\_\_\_\_

\_\_\_\_\_ Enrollment as an official student aide for the band program (1 point per aiding period per semester).

\_\_\_\_\_ Hold a Band Council Officer position for a year (1 point per year).

\_\_\_\_\_ Take lessons from an approved private lessons teacher for a year (1 point).  
Please submit a note from teacher verifying your involvement.

## Band Letter Application, cont.

- \_\_\_\_\_ Perform as part of an ensemble at District Solo/Ensemble contest (2 points). Please attach a copy of your adjudication sheet.
- \_\_\_\_\_ Perform a solo at District Solo/Ensemble contest (3 points). Please attach a copy of your adjudication sheet.
- \_\_\_\_\_ Receive a 'Superior' (90 or higher) at the District Solo/Ensemble contest (2 points). Please attach a copy of your adjudication sheet.
- \_\_\_\_\_ Serve as a RME Section Leader or Field Tech (3 points).
- \_\_\_\_\_ Perform in a *nomination* Honor Band (ex: SOU Honor Band) (3 points). Please attach a copy of the program or other document(s) confirming your participation.
- \_\_\_\_\_ Participate as a Pit Orchestra member in an RHS school musical (4 points). Please indicate musical and part played:
- \_\_\_\_\_
- \_\_\_\_\_ Participate at a multi-day summer band camp or clinic (4 points). Please indicate camp and camp dates as well as attach documentation confirming your registration and participation. (RME band camp in August does *not* count)
- \_\_\_\_\_
- \_\_\_\_\_ Serve as a RME Drum Major (5 points).
- \_\_\_\_\_ Perform in an *audition* Honor Band (ex: All-State, WIBC) (6 points). Please attach a copy of the program or other document(s) confirming your participation.
- \_\_\_\_\_ Perform a solo or as part of an ensemble at the State Solo or State Ensemble Festival (10 or 5 points respectively). Please attach a copy of your adjudication sheet.

Point Total: \_\_\_\_\_

I, \_\_\_\_\_, agree that I have honestly participated fully in all events indicated above. I understand that this is simply an application to earn a letter and that the band director, regardless of total points, may chose *not* to award me a letter at his/her discretion. I know if these events cannot be verified I will not receive my letter. I also understand that I may have to forfeit this and all future RHS band letters if it turns out I have intentionally falsified this document in order to obtain a letter which I consciously recognize I did not fully earn. I also am super-excited to earn my letter and cannot wait to brag to my friends about how awesome band is!

Student Signature: \_\_\_\_\_ Date: \_\_\_\_\_

Parent/Guardian Signature: \_\_\_\_\_ Date: \_\_\_\_\_



## Band Parent Organization (BPO)

The band program at RHS could not function without the assistance of the Band Parent Organization. This collection of past and present band parents works very hard to make sure that all of our ensembles (marching, concert, etc.) are well taken care of. They do everything from fund raising and chaperoning trips, to buying instruments and helping with uniform check-out. Most importantly, these parents are your biggest fans! Please, take the time to thank them whenever possible.

If you are a band parent and would like to be involved, please contact any of the current officers listed below. Meetings are held the second Tuesday of every month at 7:00 pm in the RHS Band Room. Even if you can't attend the monthly meetings, the BPO still has a place for you. Any and all help is greatly appreciated!

***Band Parent Organization Committees!!!*** We have recently revamped the way the Band Parent Organization is structured, making it much easier for parents to get 'plugged in' to the organization and help out while still keep the time requirement at a very low minimum. Please join us at the first BPO meeting of the year on **Tuesday, September 10<sup>th</sup>** to learn more.

### Current BPO Officers:

**President: Jason Jakubos**  
rockandwool@gmail.com

**Vice Pres.: Heather Fisher / Stephe Reid**  
hifisher25@charter.net / stephereid70@yahoo.com

**Treasurer: Andrea Thomason**  
dreasue@gmail.com

**Secretary: Beth Griffin**  
tombethg@yahoo.com

**Sergeant-at-Arms: Rebekah Reid**  
rkreid13@gmail.com

**Publicity: Glen Fairfield / Kristy Church**  
saxmanglen@gmail.com /  
kristy.church@usw.salvationarmy.org

### Game and Competition Help:

We need several parent volunteers to make home games and away competitions run smoothly. If you are interested in helping at any of the competitions (bus chaperone, food preparation, etc.), or want to be a "pit" parent (help with percussion) please make sure to sign up with Mr. Hansen. Unfortunately, we cannot have parents show up to games and competitions without clearing our volunteer lists in advance. **If you want to help at an actual event (game or competition), your volunteer status must be cleared in advance.** Of course, everyone is always encouraged to attend our BPO meetings and this takes no advance notice or commitment.



# Charms is here!

## What is Charms?

- Charms is an online office assistance program that the BPO has started using and now you can access it too!

## What can you do with Charms?

- You can access your student funds to see how much you have.
- You can volunteer for one of our many upcoming events.
- You can check the calendar to see when events are scheduled.
- You can update your personal information, such as your phone number or email address.
- You can see what uniform parts you have checked out to you.
- And so much more!!

## How do you get started with Charms?

- Go to – <https://www.Charmsoffice.com>
  - Select > Login (in the upper right corner)
  - Select > Parents/Students/Members
- Enter School Code
  - **Roseburg High School Bands**
- From here you can check the calendar, email staff, or connect to the Roseburg High School Bands web page without even logging in!
- OR – you can log in with your student ID (the same one you use at RHS) to see more!
  - If you don't know your student ID, contact Mr. Hansen or Teresa Gregory and we can help you out.
  - If you are a freshman or a new transfer, try using your first initial and last name (ie. BHansen)
  - The first time you log in you will be prompted to change your password.
- From here you can access the finances page, the volunteer page, check your uniform numbers, and more!

\*\*Please note that parents and their students will have to use the same login in order to see the financial page!!



# Handbook Acknowledgement Form

## 2019 – 2020

Please complete the following information after reviewing the information presented in the attached handbook, sign the statement below, and RETURN THE ENTIRE FORM.

Student's Name (please print): \_\_\_\_\_

Parent's Names (please print): \_\_\_\_\_

Student Phone: \_\_\_\_\_ Student E-Mail: \_\_\_\_\_

Home Phone: \_\_\_\_\_ Parent E-Mail #1: \_\_\_\_\_

Mom Cell Phone(s): \_\_\_\_\_ Parent E-Mail #2: \_\_\_\_\_

Dad Cell Phone(s): \_\_\_\_\_

Student Allergies, Medical Concerns, Etc...: \_\_\_\_\_

\_\_\_\_\_

\_\_\_\_\_

\_\_\_\_\_

Emergency Contact Person: \_\_\_\_\_

(should NOT be parent or guardian)

Relationship to Student: \_\_\_\_\_

Emergency Contact Number(s): \_\_\_\_\_

I have read and understand the policies of the Roseburg High School Band Department.

\_\_\_\_\_  
(student's signature)

\_\_\_\_\_  
Date

\_\_\_\_\_  
(parent or guardian's signature)

\_\_\_\_\_  
Date

Always double check and make sure page numbers match the beginning